

# Tribal Environmental Planning

## Using the 7 Generations planning process

August 21, 2014



Oxcenia O'Domin – ANTHC Tribal Environmental Program Associate

[orodomin@anthc.org](mailto:orodomin@anthc.org) | 907-729-3492

Desirae Roehl – ANTHC Tribal Environmental Program Manager

[droehl@anthc.org](mailto:droehl@anthc.org) | 907-729-3496



This training series is made possible through an Indian General Assistance Program (IGAP) grant from the U.S. EPA.

We are not EPA employees. Specific questions relating to your individual IGAP grant may need to be referred to your EPA Project Officer.

The 7G process to planning is just one of many models that can be used to develop environmental plans for your tribal program.

ANTHC's current training schedule was developed based on unmet training needs expressed to us by tribal programs during statewide gatherings, training sessions and during one-on-one discussions.

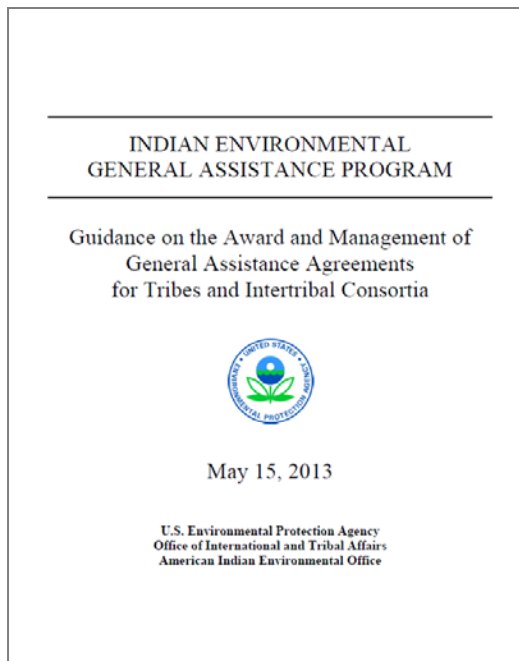
The following presentation was compiled by ANTHC staff based on our many years of experience working with tribal environmental plans at the local tribal level and with ANTHC.

Information provided during this training were compiled from publically available resources with examples and 7G Tools developed by ANTHC and others.

# EPA/Tribal Environmental Plans (ETEPs)

ETEPS are intergovernmental planning agreements to define mutual roles and responsibilities for program implementation. ETEPS Include a joint EPA-tribal planning process to address tribal environmental priorities and ensure that federal programs are fully implemented.

<http://www.epa.gov/tribal/>



*Under the new GAP guidance, EPA Regional Offices and Tribes are expected to develop an ETEP that contains the following components:*

- (1) identification of **tribal environmental program priorities**, including capacity building and program implementation goals;*
- (2) identification of **EPA program priorities** and management requirements;*
- (3) an **inventory of regulated entities**; and*
- (4) identification of **mutual roles and responsibilities***

**The 7 Generations Environmental Planning Process can help Tribes identify program priorities while developing their ETEP in collaboration with EPA**

***Contact your EPA Project Officer for questions regarding ETEPS***

The GAP Guidance is designed to strengthen GAP and enhance tribal environmental protection programs.

# Why Plan?

Planning can be extremely beneficial for the long-term success of your program. The process of developing a plan for your program and actually using it can be very rewarding.

Become more familiar with a broad range of current and emerging issues that impact your community.

Solutions to the issues are documented and goals are set to guide the work you want to accomplish.

Potential partners and resources are recognized.  
———  
Capacity to manage environmental programs can increase.

Increased capacity to evaluate the progress being made by your program.

May satisfy planning requirements from a variety of funding agencies for grants.



**Benefits of Program Planning**

# 7 Generations Environmental Planning Process



## 7 Generations Planning Tools

- Planning Team Application
- Meeting Announcement
- Planning Team Meeting Agenda
- Technical Environmental Assessment
- Village Environmental Assessment
- Action Plan Worksheet
- Cover Sheet
- Table of Contents
- Tribal Environmental Plan Outline

1

Put together a  
planning Team

# Find residents who are interested in the health and wellness of the community

## ***RAVEN TRIBE IS SEEKING MEMBERS FOR THE ENVIRONMENTAL PLANNING TEAM***

*Do you care about the health of our village?*

*If so, you may be interested!*

Raven Tribe is looking for 5-10 community  
members to participate in the village  
environmental planning process.

Applications can be picked up at the tribal office.

Application Deadline: \_\_\_\_\_

*If you have questions contact the Raven Tribe  
Environmental Department*



Contact person: Environmental Coordinator | Phone number: 907-111-1111

### Environmental Planning Team Application

Thank you for your interest in becoming a member of our local Environmental Planning Team.  
We will contact you once all applications have been received and reviewed.

Please return this application to the Environmental Office.

Name: \_\_\_\_\_  
Address: \_\_\_\_\_  
Phone Number: \_\_\_\_\_

What concerns you about the Environment?

\_\_\_\_\_

Why do you wish to become a member of the Environmental Planning Committee?

\_\_\_\_\_

What do you think is most important to the community?

\_\_\_\_\_

What do you feel are the duties and responsibilities of and Environmental Planning Committee?

\_\_\_\_\_

Will you make every effort to attend all scheduled meetings?

\_\_\_\_\_

### Environmental Planning Committee Meeting Tuesday, May 22, 2012 at 7:00pm Tribal Office

#### AGENDA

#### Call Meeting to Order *Welcome and Introductions*

#### Roll Call

-  
-  
-  
-

#### Vision Statement Development (meeting 1)

#### Identify Community Environmental Issues (meeting 1 or 2)

*Let's do some brainstorming.  
We don't want to leave out any current issues or issues that we think might arise.*

#### Environmental Assessment (meeting 2 or 3)

*Our environmental staff created a draft assessment.  
We need to edit it and get it into final form so we can get started.  
- Is there anything we need to add?  
- What other information would be like to get from the assessment?*

#### Next Meeting

*During our next meeting we will go over the assessment results and start brainstorming solutions to some of the problems.  
This will be a very thorough process, be thinking of some solutions to some of the issues. We will discuss them at the next couple of meetings.*

#### Closing Thoughts, Comments & Questions *Committee/ Staff*

#### Schedule Next Meeting

#### Adjournment



2

Develop a vision for  
the future

# A vision is a dream of what is possible

- Where did we come from?
- Where are we now?
- Where are we going?
- Where do we want to be?



“You know we always had our hands out. We were hoping that some miracle would happen that would help us survive in our land. And, today we are finding out that we are the ones who have to take the lead. We have to be the ones to initiate. We are the one who have to do something in our community. We are the ones who have to teach in order for those younger ones to know.”

~Clarence Alexander, Fort Yukon



# Technical Assessment

The Technical Assessment will help you become familiar with the environmental issues in your community



## Technical Environmental Assessment

Village \_\_\_\_\_ Date \_\_\_\_\_

Assessor & Title \_\_\_\_\_

This assessment is a list of questions about environmental issues that may be present in your village. To the best of your ability and knowledge, answer each question that applies to your village. Most of the questions can be answered with a YES, NO or ? (unknown) response. Many questions will ask for a specific answer that involves time or amounts. Some of the questions will require that you contact the village council or the person(s) or operator responsible for a particular facility, such as the water treatment plant.

### General Community Information

*Who to ask: city and/or IRA/Traditional Council, school principal*

1.	Does your village have a <input type="checkbox"/> City Council <input type="checkbox"/> IRA/Traditional Council <input type="checkbox"/> Both Which council is responsible for the sanitation services in your village? <input type="checkbox"/> City Council <input type="checkbox"/> IRA/Traditional Council <input type="checkbox"/> Both
2.	Does the village council(s) regularly collect fees for village services? <input type="checkbox"/> Yes <input type="checkbox"/> No <input type="checkbox"/> ? If yes, which services? <input type="checkbox"/> Water <input type="checkbox"/> Sewer <input type="checkbox"/> Landfill If no, how does the village pay for the Services?

3

Define your community's  
needs using  
environmental  
assessments

# Village Environmental Assessment

The Village Environmental Assessment will help you prioritize your community's environmental issues based on information from your community members



## Village Environmental Planning Survey

Village of \_\_\_\_\_

There may be very serious environmental pollution problems in our village. We need your help in ranking the environmental issues identified below.

This \_\_\_\_\_ form is designed to obtain your input to develop our village environmental plan. Our goal is to make our community an environmentally safe place to live and raise families. Your participation in this survey will greatly assist us in reaching this goal. This survey will help us address serious problems with solid waste, hazardous/toxic pollutants and other environmental issues in our village. Listed below are some environmental health problems or issues that may need to be addressed.

*Each environmental issue* listed below should be ranked as to how important you believe the issue is in our village. "1" is the lowest ranking (not important), and "5" is the highest (very important).

	Not Important		Very Important			
A	1	2	3	4	5	Safe Drinking Water
B	1	2	3	4	5	Abandoned vehicles, boats or other equipment left in and/or around the village
C	1	2	3	4	5	Beach and/or river bank erosion
D	1	2	3	4	5	Village dump/landfill
E	1	2	3	4	5	Construction materials left behind from contractors
F	1	2	3	4	5	Abandoned drums in and/or around the village
G	1	2	3	4	5	Raw sewage spills in the community and improper sewage disposal at the lagoon
H	1	2	3	4	5	Annual clean-up program
I	1	2	3	4	5	Indoor air pollution, such as cigarette/wood stove smoke
J	1	2	3	4	5	Fuel oil contaminated soils in and/or around the village

5\_7G AssessmentResultsTemplate\_2014 - Microsoft Excel

File Home Insert Page Layout Formulas Data Review View Developer Acrobat

Normal Page Layout Page Break Preview Custom Views Full Screen

Workbook Views

Ruler Formula Bar

Gridlines Headings

Show

Zoom 100% Zoom to Selection

New Window Arrange All Freeze Panes Unhide

View Side by Side Synchronous Scroll Reset Window Position

Q23

Assessment # \_\_\_\_\_ Village Environmental Planning Assessment

Village of \_\_\_\_\_

There may be very serious environmental pollution problems in our village. We need your help in ranking the environmental issues identified below.

This **assessment form** is designed to obtain your input to develop our village environmental plan. *Our goal is to make our community a healthier place to live and raise families. (Village Environmental Planning Team Vision)* Your participation in this assessment will greatly assist us in reaching our vision and will help us address serious environmental issues in our village. Listed below are some environmental health problems or issues that may need to be addressed.

**Each environmental issue** listed below should be **ranked** as to how important you believe the issue is in our village.

"1" is the lowest ranking - not important or not an issue  
 "5" is the highest ranking - very important or is a big issue

	Not Important					Very Important	
A	1	2	3	4	5	Safe Drinking Water	
B	1	2	3	4	5	Abandoned vehicles, boats or other equipment left in and/or around the village	
C	1	2	3	4	5	Beach and/or river bank erosion	
D	1	2	3	4	5	Village dump/landfill	
E	1	2	3	4	5	Construction materials left behind from contractors	
F	1	2	3	4	5	Abandoned drums in and/or around the village	
G	1	2	3	4	5	Raw sewage spills in the community and improper sewage disposal at the lagoon	

Sample Assessment Compile Issues Specific Questions Final Assessment Results

## Village Environmental Planning Assessment Template: Sample Assessment

Any **"RED"** wording in the template will need to be changed to reflect your community and the issues identified by your Environmental Planning Team.

*More lines can be added as needed.*

Once you have finished adding your issues to the Assessment you will want to administer to as many residents as you possibly can. We recommend doing it in person instead of by mail.

*ANTHC staff can provide assistance with formatting the assessment if needed.*

	A	B	C	D	E	F	Q
1	Assessment Results						
2		A	B	C	D	E	P
3	Assessment 1	4	3	3	5	5	
4	Assessment 2	4	4	5	3	3	
5	Assessment 3	5	3	0	4	4	0
6	Assessment 4	5	5	5	5	5	
7	Assessment 5	5	5	5	5	5	0
8	Assessment 6	5	3	3	5	5	
9	Assessment 7	5	5	5	5	5	
10	Assessment 8	5	5	5	5	3	
11	Assessment 9	5	5	5	5	2	
12	Assessment 10	5	5	5	5	5	0
13	Assessment 11	4	4	5	4	4	0
14							
15	TOTAL	52	47	46	51	46	0
16	Rank	3	9	11	4	12	16

## Village Environmental Planning Assessment Template: Compile Results

After you have finished conducting the assessment in the community, you will compile the results to help you determine community priorities.

### Step1:

Column A – you will need to enter assessment 1, assessment 2, assessment 3.....all the way up to the amount of assessments you have collected.

Row 2 – Issues identified on the assessment in the left green column

### Step 2:

Beginning with Row “Assessment 1” you will need to enter the numbers identified on the assessment for each issue beginning with “A”  
(The totals calculated on row 15 will help you rank each issue)

### Step 3:

The results will need to be entered into the Final Assessment Results

# Village Environmental Planning Assessment Template: Final Assessment Report

Any “RED” wording will need to be changed to reflect the Compiled results

5\_7G AssessmentResultsTemplate\_2014 - Microsoft Excel

File Home Insert Page Layout Formulas Data Review View Developer Acrobat

Normal Page Layout Page Break Preview Custom Views Full Screen

Workbook Views Show

Ruler Formula Bar

Gridlines Headings

Zoom 100% Zoom to Selection

New Window Arrange All Freeze Panes

Split Hide Unhide

View Side by Side Synchronous Scrolling Reset Window Position Window

Save Workspace Switch Windows

U15

A B C D E F G H I J K L M N O P

1 The Village of \_\_\_\_\_ completed a Village Environmental Planning Assessment in (month/date) to help us better

2 identify, plan for and address Environmental issues in our community. \_\_\_\_ (# of assessments) residents completed the assessment from

3 our door to door / face to face efforts. *Trash left around the village* ranked as the highest priority followed by *Indoor air pollution -*

4 *such as cigarette/wood stove smoke, Safe drinking water, the village dump/landfill and fuel oil contaminated soils in and/or*

5 *around the village.*

6 Please review the results and contact (name and number) if you have any question or concerns. Thank You for participating in

7 our Village Environmental Planning Assessment. The information you provided is valuable to our efforts to improve our community.

8

Rank		Total on Assessment	Issue
1	M	54	Trash left around the village
2	I	53	Indoor air pollution - such as cigarette/wood stove smoke
3	A	52	Safe Drinking Water
4	D	51	Village dump/landfill
5	J	50	Fuel oil contaminated soils in and/or around the village
6	K	50	Air pollution problems caused by the village electric generator, vehicles or smoke
7	F	49	Abandoned drums in and/or around the village
8	G	48	Raw sewage spills in the community and improper sewage disposal at the lagoon

26

27 **Recycling Section Assessment Results:**

28 *The assessment also let us know that residents are interested in starting up a recycling program. That most residents would use it and that they are*

29 *willing to drop off the items to be recycled.*

30 *Most residents are interested in recycling Aluminum, tin cans and plastics. Most residents are also interested in a reuse center where they can*

31 *drop off household hazardous wastes, books and clothes.*

32

33

34

35



Sample Assessment Compile Issues Specific Questions Final Assessment Results

# Every ideas is a good idea!

4

Identify possible solutions

- Include both Short-Term and Long-Term Solutions
- Include the community in meetings to brainstorm solutions
- Discuss ALL possible solutions
- When done brainstorming – it's time to Action Plan ....



# Action Plan Template:

- List out what the issue is for this Excel worksheet
- List out the main solutions from the brainstorming sessions. (each solution should be a column on the worksheet.)
- List out any Actions Taken – what has been done already to address the issue?
- List out any results from the work that has been done already (if any) to address the issue
- List out your new ideas- what do you want to do?
- INVENTORY  
Think about what you have.  
*Do you have enough ink to print out educational fliers?*  
Think about what you need.  
*Do you need laborers totes for the recycle program?*
- Who are your potential partners – Think locally, regionally, Statewide and Nationally
- How long will it take to complete the work? Identify if it is a short term or long term project.
- Identify who is responsible for keeping track of the work?  
*Who will report back to the planning team about the work?*
- Each Issue should be one worksheet in the workbook.

1					
2					
3	What is the Issue:				
4					
5					
6					
7					
8					
9	Solutions	1)	2)		
10	<b>Actions Taken</b> <i>(Only complete this section if there has been work done)</i>				
11	<b>Results of actions taken</b> <i>(Only if there has been work done)</i>				
12	<b>Actions to Take</b> <i>(New Ideas)</i>				
13		What do you have	What do you need	What do you have	What do you need
14	Inventory				
15	<b>Potential Partners</b> <i>(Include all local and out of town potential partners)</i>				
16		Timeline	Short Term	Long Term	Short Term
17	<b>Who's Responsible</b> <i>(For making sure work is being done. Who will report to the planning team or tribal council on work?)</i>				


Issue 1   Issue 2   Issue 3   Issue 4   Issue 5

5

Put the Plan  
together

# It's important to put the plan down on paper

A plan will help current and future staff understand local environmental conditions and provide a way to measure the work completed and the work that still needs to be done



## {Tribe / Community Name} Tribal Environmental Plan



{DATE COMPLETED/UPDATES}

### Table of Contents

1.0 Introduction .....	1
1.01 Geography.....	1
1.02 History.....	1
1.03 Present Day.....	1
1.04 The Vision Statement.....	2
1.05 The Environmental Program and Planning Team.....	2
2.0 Prioritized Environmental Issues and Solutions.....	3
2.01 .....	—
2.02 .....	—
2.03 .....	—
2.04 .....	—
2.05 .....	—
3.0 Other Environmental Issues.....	—
3.01 .....	—
3.02 .....	—
3.03 .....	—
Appendix.....	—
Community Assessment.....	—
Community Assessment Results.....	—
Environmental Planning Team meeting notes.....	—
Photos.....	—

## 1.0 Introduction

---

---

---

---

*Example: The Tribal Environmental Plan for {community name} was created to assist the {Tribe's name} Environmental Department and their partners to better identify and find solutions to environmental concerns in the community of {community name}*

### 1.01 Geography

---

---

---

---

*Community information from the state of Alaska website: <http://commerce.alaska.gov/cra/DCRAExternal/community>  
Briefly describe location, access, climate, etc.*

### 1.02 History

---

---

---

---

*Briefly describe history of the community*

### 1.03 Present Day

---

---

---

---

*Briefly describe the community now including population, economy, facilities, industries, etc.*

### 1.04 Vision Statement

---

---

---

---

*What is the community's vision statement? What is the environmental planning team's vision statement?*

### 1.05 Environmental Program and Planning Team

---

---

---

---

*Describe the Environmental Program. Include number of staff and planning team members, current grants, technical expertise and roles and responsibilities within the tribe.*

# Tribal Environmental Plan Outline:

## Introduction:

Include community name and why the plan was written.

## Geography:

Briefly describe location, access, climate, etc.

## History:

Briefly describe the history of the community.

## Present day:

Briefly describe the community today include population, economy, facilities, etc.

## Vision Statement:

List both the community and the environmental program's vision statements if they have separate visions.

## Environmental Program and Planning Team:

Briefly describe the environmental program include staff and planning members, current grants, technical expertise and roles and responsibilities within the tribe.

## 2.0 Prioritized Environmental Issues and Solutions

### 2.01 \_\_\_\_\_

---

---

---

*What is the issue? Detailed Description of the issue.*

#### Actions taken and results:

*If work has been done already to resolve the issue list out what has been done and what resulted from each task already completed.*

*Example:*

1. Educational Outreach
  - Created educational curriculum for school
  - Shared educational material in each classroom monthly.

---

---

---

#### Possible Solutions / Continuing Efforts / New Ideas:

*If work has already been done to resolve the issue list out any new ideas that developed.*

1. \_\_\_\_\_

Actions to take:

---

---

---

Inventory:

What we have	What we need

Potential Partners:

---

---

---

Timeline:

---

---

---

Who is responsible for monitoring work:

---

---

---

## Environmental Plan Outline:

### Prioritized Environmental Issues and Solutions:

What is the issue

### Actions Taken and Results:

Briefly describe any work that's been done and the results.

### Possible Solutions:

List out new Ideas

1. \_\_\_\_\_.

List out the first solution

List out the actions to take

List out your inventory – include everything you have and everything you need.

List out potential partners – include all local, regional, state and national partners.

Estimate your timeframes.

List out who will be responsible for making sure the work is being done. Who will check in with the actual workers to see how things are going.

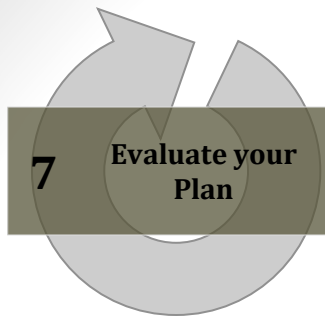
6

Carry out your  
Plan

**It may take several years to  
address each issue. Don't try to do  
everything all at once –  
you do not want to burn out!**



**"A good plan is like a road map: it shows the final destination and usually the best way to get there." ~H. Stanely Judd**



# Evaluating the actions taken will let you know if the work being done is effective

	Evaluation Plan: Litter throughout the community – set up additional clean-up day in the fall and educate the community about environmental effects of litter
What Happened	Organized and completed a Fall Community Clean-up. Created a variety of education materials to had out to everyone and posted around the community.
When was it complete	Fall clean up – September 30 <sup>th</sup> Educational material – on going
Successful? Why / Why not	Fall clean up – along the roads and homes there was less litter before the snow fell Educational material – some suggestions have come it for the next news flyer
Lessons Learned	Educating the community before clean-up days will encourage more community volunteers during the event
New Ideas	Plan more than a day for community clean-up, offer prizes, involve the youth groups



## Healthy Village Environment Program

Rural Alaska communities face many unique environmental challenges but solutions are attainable. It is the goal of the Healthy Village Environment Program (HVE) to support local initiatives that help make communities safe, healthy and sustainable.



ANTHC IGAP Program



Community Environmental Demonstration Projects



7 Generations Training



E-News



Local Environmental Observer

Other Resources

## 7 Generations Manual: Updated March 2012

(All sections of manual are available as fill-in and save forms below)

[Introduction/Acknowledgements/Table of Contents](#)

[Environmental Assessment and Planning Process](#)

[Technical Environmental Planning Survey](#)

[General Community Information](#)

[Drinking Water](#)

[Waste Water](#)

[Solid Waste](#)

[Fuel Storage](#)

[Air](#)

[Energy](#)

[Climate Change](#)

[Emergency Preparedness](#)

[Village Environmental Planning Survey](#)

One hard-copy 7 Generations Manual will be provided to each organization during the 7G trainings. Additional copies are \$45 each. To order, contact Oxcenia O'Domin at (907) 729-3492 or [aka\\_hve@anthc.org](mailto:aka_hve@anthc.org)

## 7 Generations Tools

Please contact us if you need help with any of the available tools. Other formats such as word or excel may be available.

[Sample Environmental Planning Team Application](#)

[Sample Announcement - Environmental Planning Team](#)

[Sample Environmental Planning Team Meeting Agenda](#)

[Technical Environmental Assessment](#)

[Sample Tribal Environmental Plan format](#)

[Village Environmental Planning Assessment Process Template](#)

[Action Planning Template](#)

[Tribal Environmental Plan Outline](#)

[7 Generations Planning Process Check List](#)

[7 Generations Planning Brochure](#)

[Example Plans](#)



Google: ANTHC Healthy Village Environments

# Questions/Suggestions?



## Contact Information



### **Desirae Roehl**

Alaska Native Tribal Health Consortium

Ph. 907-729-3496

[droehl@anthc.org](mailto:droehl@anthc.org)

### **Oxcenia O'Domin**

Alaska Native Tribal Health Consortium

Ph. 907-729-3492

[orodomin@anthc.org](mailto:orodomin@anthc.org)

Google: ANTHCIGAP