

7 Generations

Local community environmental planning for rural Alaska




ALASKA NATIVE
TRIBAL HEALTH
CONSORTIUM

July 2015

Community Environment & Safety
Healthy Village Environment Program

Why 7 Generations?

- Creates community involvement and ownership
- Increases local knowledge and capacity
- Potentially dangerous health risks are identified and prioritized
- Solutions and resources are recommended
- Clearly outlines what needs to be done
- EPA requires ALL Tribes who receive IGAP grants to have a written plan



Environmental Planning Process



1 Put together a planning Team

2 Develop a vision for the future



3 Define your community's needs using environmental assessment

7 Evaluate your plan

6 Carry out your plan



5 Put the plan together

4 Identify possible solutions



1

Put together a
planning Team

Find the people in your community who are interested in the community's environmental health and wellness

- Planning teams can include youth, elders, council members, city employees, health aides and other concerned residents
- Hold regularly scheduled meetings to discuss all environmental and health concerns in the community



2

Develop a vision
for the future

A vision is a dream of what is possible.
It is an overall picture of what the community
wants to be and how it wants to look in the future

- Where have we come from?
- Where are we now?
- Where are we going?
- Where do we want to be?



3

Define your
community's needs
using environmental
assessments

Identify the needs and the desires of your community using the Technical Environmental Assessment and the Village Environmental Assessment

- The Technical Assessment will help you become familiar with the environmental issues in your community
- The Village Environmental Assessment will help you prioritize your community's environmental issues based on information from your community members



Technical Assessment

Technical Environmental Assessment

Village _____ Date _____

Assessor & Title _____

This assessment is a list of questions about environmental issues that may be present in your village. To the best of your ability and knowledge, answer each question that applies to your village. Most of the questions can be answered with a YES, NO or ? (unknown) response. Many questions will ask for a specific answer that involves time or amounts. Some of the questions will require that you contact the village council or the person(s) or operator responsible for a particular facility, such as the water treatment plant.

General Community Information

Who to ask: city and/or IRA/Traditional Council, school principal

1. Does your village have a
☐ City Council ☐ IRA/Traditional Council ☐ Both
 Which council is responsible for the sanitation services in your village?
☐ City Council ☐ IRA/Traditional Council ☐ Both
2. Does the village council(s) regularly collect fees for village services?
☐ Yes ☐ No ☐ ?
 If yes, which services?
☐ Water ☐ Sewer ☐ Landfill
 If no, how does the village pay for the Services?
3. Does your village council(s) receive technical help from environmental/public health programs or agencies?
☐ Yes ☐ No ☐ ?
 If yes, whom?
4. Are local pollution problems an issue with the village councils?
☐ Yes ☐ No ☐ ?
 If yes, what issues?

Assessment # _____

Village Environmental Planning Assessment

Village of _____

There may be very serious environmental pollution problems in our village. We need your help in ranking the environmental issues identified below.

This **assessment form** is designed to obtain your input to develop our village environmental plan. *Our goal is to make our community a healthier place to live and raise families. (Village Environmental Planning Team Vision)* Your participation in this assessment will **greatly** assist us in reaching our vision and will help us address serious environmental issues in our village. Listed below are some environmental health problems or issues that may need to be addressed.

Each environmental issues listed below should be **ranked** as to how important you believe the issue is in our village.

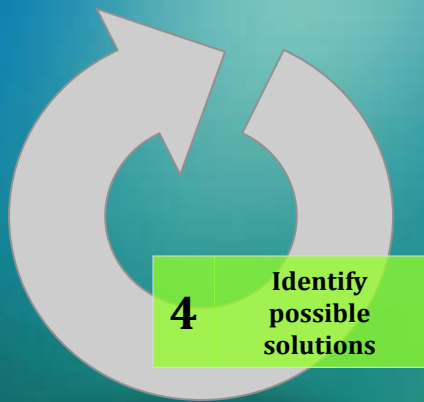
"1" is the lowest ranking - not important or not an issue
 "5" is the highest ranking - very important or is a big issue

	Not Important		Very Important			
A	1	2	3	4	5	
B	1	2	3	4	5	
C	1	2	3	4	5	
D	1	2	3	4	5	
E	1	2	3	4	5	
F	1	2	3	4	5	
G	1	2	3	4	5	
H	1	2	3	4	5	
I	1	2	3	4	5	
J	1	2	3	4	5	

Please use the space below for comments or other environmental health issues in our village that need to be addressed:

This assessment information is very important to our village. Thank you for taking time to complete it. All result will be posted.

OPTIONAL: If you would like to receive a copy of your assessment along with the results please give us your name and address:



Involving your community to determining all possible solutions to the environmental issues effecting the health and wellness of your community is important. Every idea is a good idea

- Has the Environmental Planning team brainstormed some solutions?
- Has the community been involved in brainstorming meetings?
- Both short-term and long-term solutions should be included
- Network with other communities. They may have found workable solutions to similar issues





Put the Plan together

- [illegible]

Sample Format of a Tribal Environmental Plan

The following outline includes different components a Tribe may consider including in their environmental plan. There is no requirement that this particular format be used.

I. Introduction

- A. Geography, History and Current community information - Briefly describe location of the community, access to the community, history of the community, current number of residents, current number of homes, major industries, etc.
- B. Purpose, Goals and Vision Statement - Describe the purpose of the Environmental Plan and identify the goals of the environmental program.
- C. Environmental Program Description - Briefly describe the environmental program. Include its available resources (number of staff, current grants, technical expertise, and roles and responsibilities within the Tribe.)

II. Prioritized Environmental Issues and Solutions

- 1. Urgent Environmental Issues #1
 - A. Briefly describe a high priority environmental issue.
 - B. Feasible Solutions - Describe the strategy the Tribe will take to remedy this problem and the feasible solutions that were identified during the planning process.
 - (1) Solution #1
 - (2) Solution #2
 - (3) Solution #3
 - C. Resource Needs and Potential Resources - Describe the technical and financial resources needed to implement the identified solutions and how these needs will be met. Identify the actual and potential funding sources (EPA, IHS, USDA, Tribe, loans, private foundations, etc.) and technical assistance (RCAC circuit riders, training courses, consultants, etc.) available to accomplish the identified solutions.

6

**Carry out
your Plan**

Put your plan into action
Keep in mind it may take several years to address
each issue. Don't try to do everything all at one time.
You do not want to burn out!

- Develop timetables for each task
- Research costs and possible funding
- Determine who will be involved and responsible for each task



ACTION PLAN						
What is the Issue:						
Solution						
Actions Taken (Only complete this section if there has been work done)						
Results of actions taken (Only if there has been work done)						
Actions to Take (New ideas)						
Inventory	What do you have	What do you need	What do you have	What do you need	What do you have	What do you need
Potential Partners (include all local and out of town potential partners)						
Timeline	Short Term	Long Term	Short Term	Long Term	Short Term	Long Term
Who's Responsible (For making sure work is being done. Who will report to the planning team or tribal council on work?)						

7

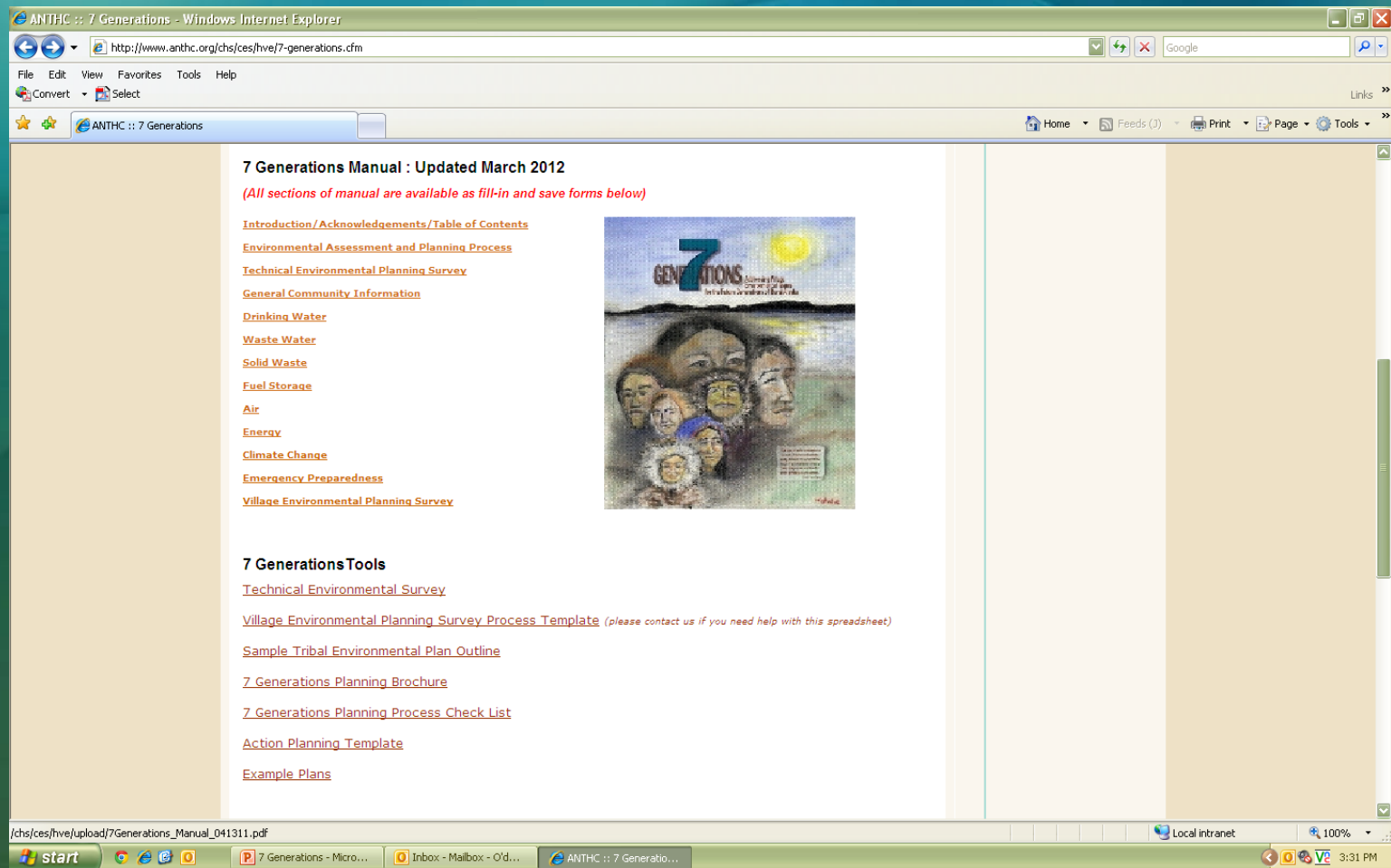
Evaluate your
Plan

An Environmental Plan is a continuous cycle
Evaluating the actions taken will let you know if the
work being done is effective

- Develop a good monitoring system for each project
- Take before and after photos
- Give feedback to the community on work that has been done and what still needs to be worked on

	Evaluation Plan: Litter throughout the community – set up additional clean-up day in the fall and educate the community about environmental effects of litter
What Happened	Organized and completed a Fall Community Clean-up. Created a variety of education materials to had out to everyone and posted around the community.
When was it complete	Fall clean up – September 30 th Educational material – on going
Successful? Why / Why not	Fall clean up – along the roads and homes there was less litter before the snow fell Educational material – some suggestions have come it for the next news flyer
Lessons Learned	Educating the community before clean-up days will encourage more community volunteers during the event
New Ideas	Plan more than a day for community clean-up, offer prizes, involve the youth groups

<http://www.anthc.org/chs/ces/hve/7-generations.cfm>



Alaska Native Tribal Health Consortium | Healthy Village Environment Program
3900 Ambassador Drive Ste 401 | Anchorage, Alaska 99508
Phone: 907-729-3492 | 907-729-3496 | Fax: 1-888-500-1205
www.anthc.org/chs/ces/hve