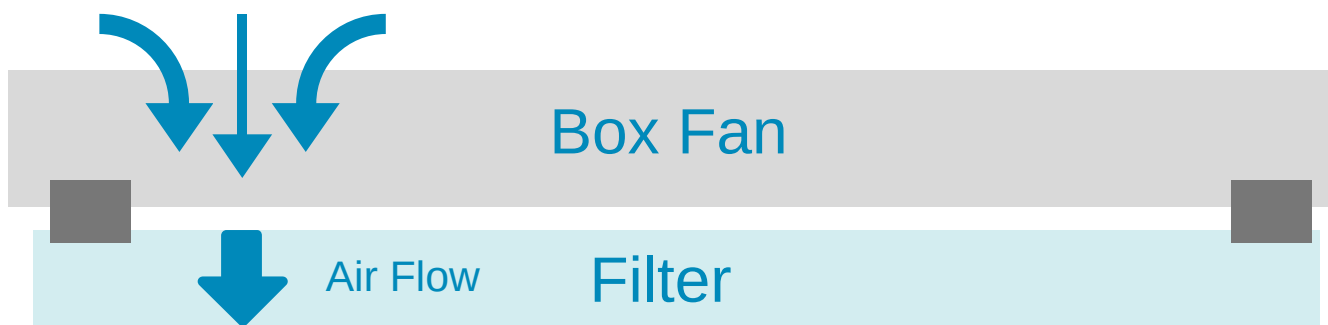


Make your own air cleaner

Why have an air purifier? **The air inside our homes is two to five times more polluted than outdoor air.** Air quality can be improved using an air purifier in homes using woodstoves or homes that are located in wildfire-prone areas. The better the air, the better it is for our lungs. Making your own air purifier like the one below is cheap and effective. https://www.youtube.com/watch?v=kH5APw_SLUU



1. Purchase a 20 inch box fan, and 20 inch high-efficiency particulate air (HEPA) grade furnace filter. Minimum efficiency reporting value (MERV) 11 filters will also work and can be purchased online.
2. Attach filter to fan with tape. Make sure arrow on filter is pointed away from the fan (*Image below is from the top of the fan and filter*).



3. Use the fan only when someone is in the room. Make sure it does not overheat.
4. Replace filter when dirty.



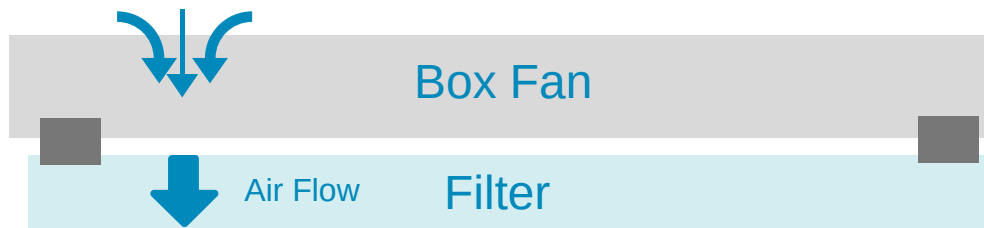
ALASKA NATIVE
TRIBAL HEALTH
CONSORTIUM

Warning: The use of this purifier equipment may create fire risks. You, as the operator, should take precautions to prevent fire or other damages. Do not leave the fan and filter continuously running when away from your house as it possibly could catch fire.

*Note that this filter will not fix all air quality problems. Often it is up to the home owner to make their air quality better. Contact healthyhomes@anthc.org or visit anthc.org for more information on creating a healthy home and good indoor air quality.

How to make your own air cleaner

1. Purchase a 20 inch box fan, and 20 inch high-efficiency particulate air (HEPA) grade furnace filter. Minimum efficiency reporting value (MERV) 11 filters will also work and can be purchased online.
2. Attach filter to fan with tape. Make sure arrow on filter is pointed away from the fan (Image below is from the top of the fan and filter).



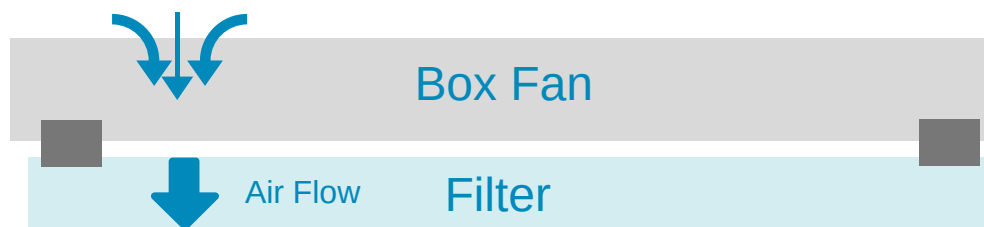
3. Use the fan only when someone is in the room. Make sure it does not overheat.
4. Replace filter when dirty.



Warning: The use of this purifier equipment may create fire risks. You, as the operator, should take precautions to prevent fire or other damages. Do not leave the fan and filter continuously running when away from your house as it possibly could catch fire.

How to make your own air cleaner

1. Purchase a 20 inch box fan, and 20 inch high-efficiency particulate air (HEPA) grade furnace filter. Minimum efficiency reporting value (MERV) 11 filters will also work and can be purchased online.
2. Attach filter to fan with tape. Make sure arrow on filter is pointed away from the fan (Image below is from the top of the fan and filter).



3. Use the fan only when someone is in the room. Make sure it does not overheat.
4. Replace filter when dirty.



Warning: The use of this purifier equipment may create fire risks. You, as the operator, should take precautions to prevent fire or other damages. Do not leave the fan and filter continuously running when away from your house as it possibly could catch fire.