



COVID-19 in Remote Alaska:

Food Security and Vaccine Acceptance*



Ruby Fried PhD¹, Micah Hahn PhD MPH¹, Patricia Cochran², Tricia Howe³, Laura Eichelberger MA MPH PhD³

¹University of Alaska Anchorage, Institute for Circumpolar Health Studies

²Alaska Native Science Commission, ³Alaska Native Tribal Health Consortium, National Water Center

Statewide Survey Topics

- Food security
- Vaccine perceptions
- Life changes due to COVID-19 (work, school, home life, daily needs), etc.

Survey Participants

- Data collected March 9 – 31, 2021
- n=522 from 119 remote communities

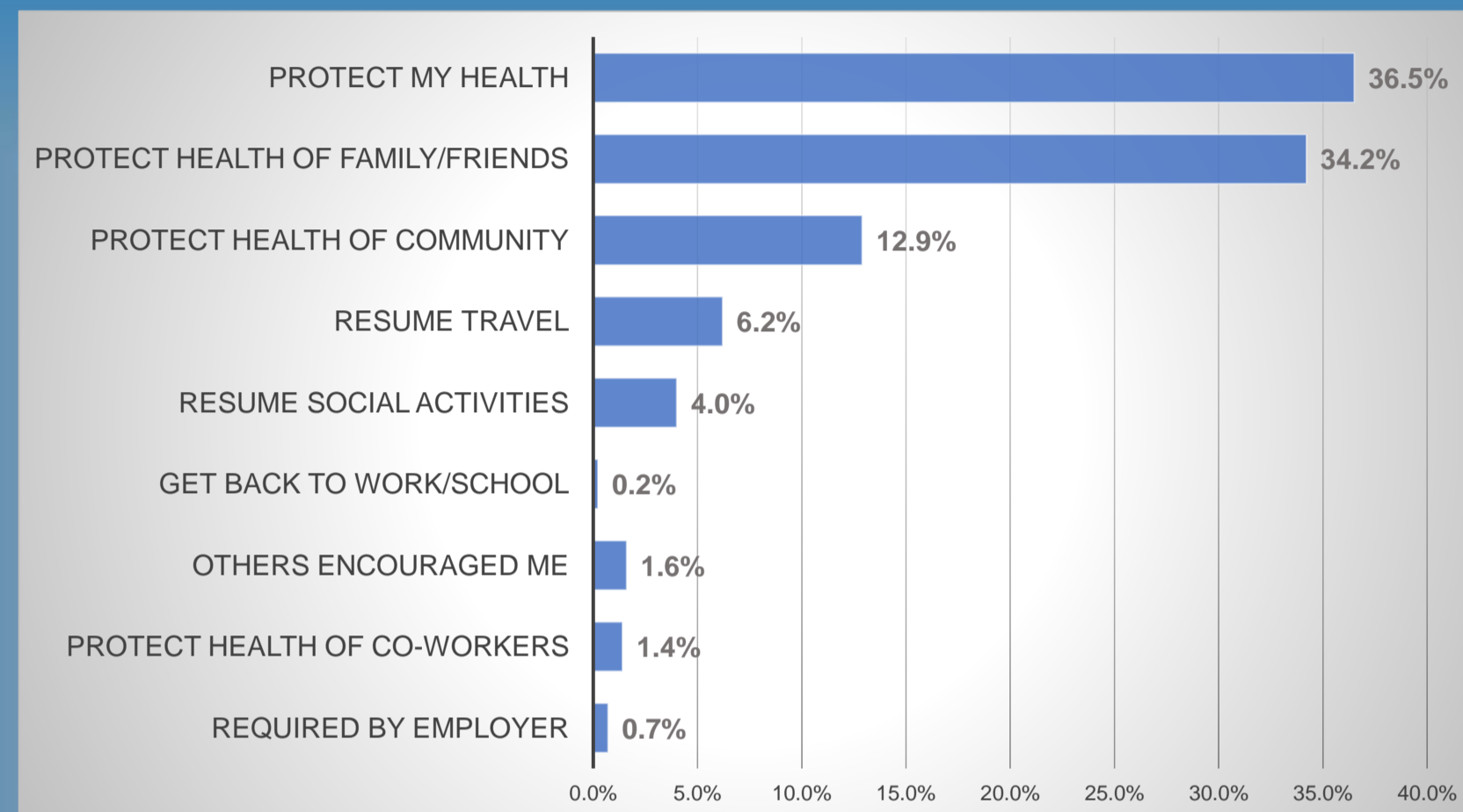
Variable	Number of Participants	Unweighted proportion	Weighted proportion
Female	387	76.2	46.5
18-24 years	41	8.1	10.7
25-54 years	324	63.8	56.5
55-64 years	89	17.5	18.2
65+years	54	10.6	14.6
Alaska Native	314	61.8	43.4
White	128	25.2	43.5

*Corrected for response bias through post-stratification weighting

Preliminary Findings

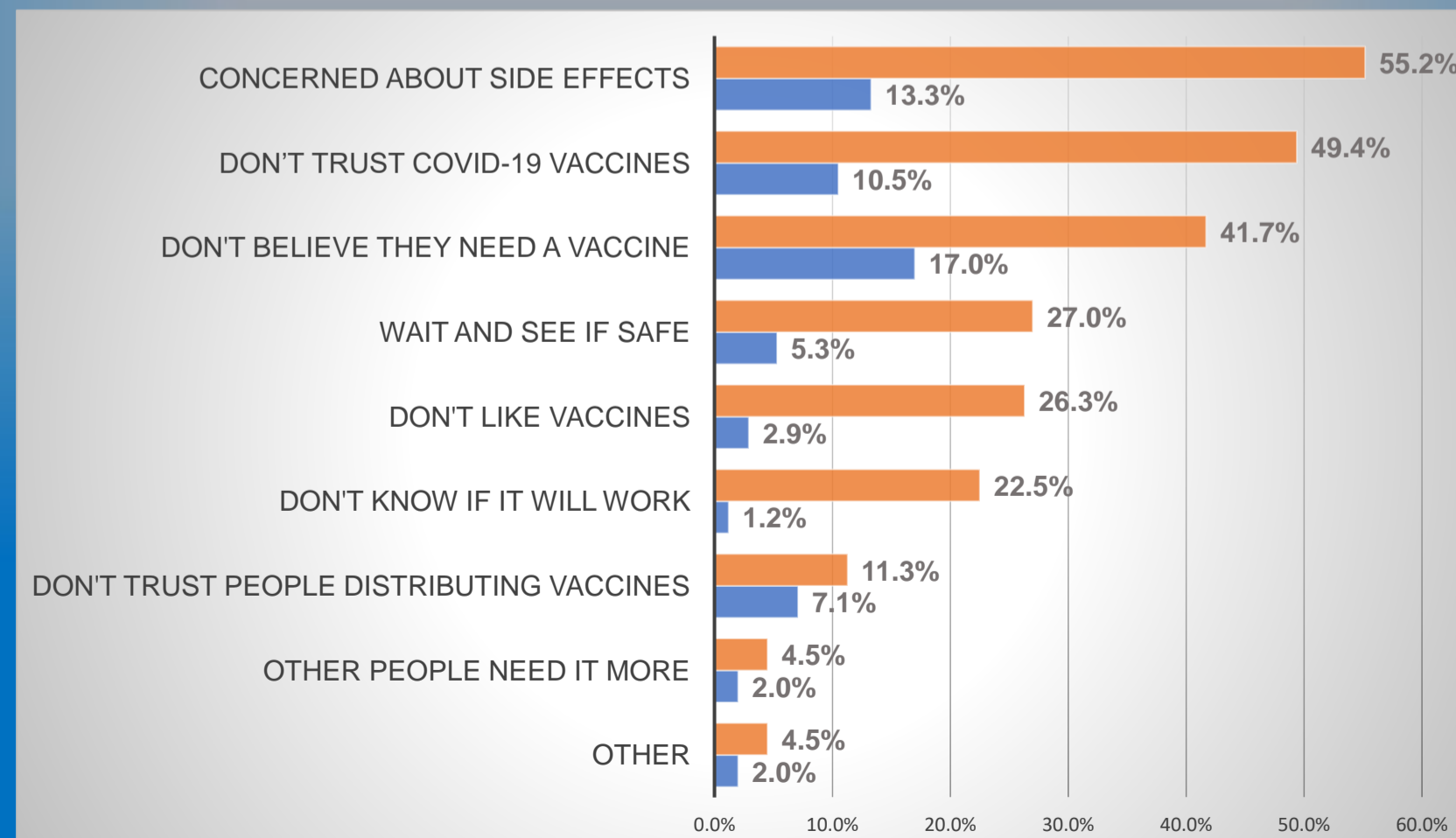
- **ACCEPTANCE is high:** Reporting having or plan on getting one dose =80.7%, Unsure = 7.2%, not planning on getting a vaccine = 7.9%.
- **ACCEPTANCE varies by age:** Compared to 18–24-year-olds, 65+ year olds were more likely to accept the vaccine for themselves (X^2 , 87.6), their children (X^2 , 87.6), other family members (X^2 , 87.6), and their friends (X^2 , 87.6), all $p < 0.0001$. Other ages did not differ from 18-24 yo.
- **ACCESS is high:** Of those who had received at least one dose, 93.9% said it was very/somewhat easy to get. Of the 7.2% who had not received a vaccine but planned to get one, only 48.3% said it would be very/somewhat easy, and 45.7% said it would be somewhat/very difficult. Reasons: travel distance, ineligibility, lack of knowledge about where to receive one.

“What motivated you to get vaccinated?”



*Results reflect the 81.5% of people who had received at least one dose, or who plan on getting vaccinated

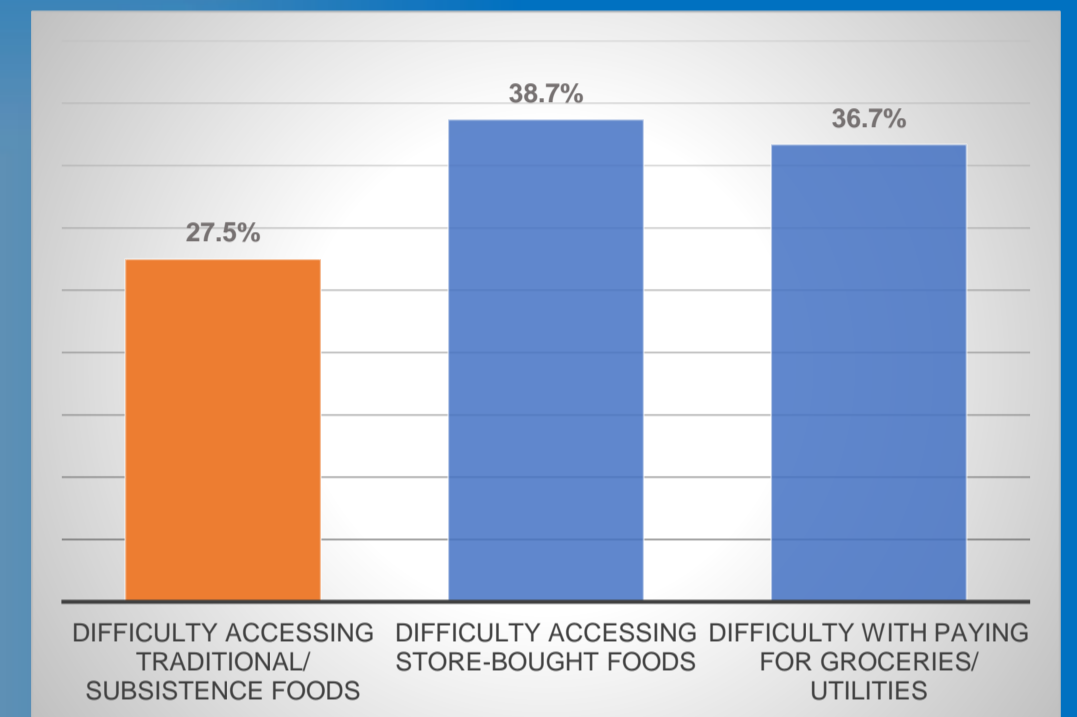
“Why do you (or your acquaintance) not plan to get a COVID-19 vaccine?”



*Results reflect the 7.5% of total respondents who said they would not get a vaccine, and the 70.7% of respondents who said they know someone who will not get a vaccine.

**Results included on this poster are preliminary. Please contact authors for finalized results.

Food Access



- **STORE-BOUGHT FOOD ACCESS was impacted:** Reasons for this cited in KIIs (n=28) included disruptions in supply chain (n=23), limited food at store (n=8), reduced store access (n=5), increased food prices (n=3), & panic shopping (n=3). (preliminary findings)
- **TRADITIONAL FOOD ACCESS was impacted, but less:** Reasons for this cited in KIIs included restricted travel (n=14), fewer people to hunt/fish/pick berries (n=9) and to process/store foods (n=4), limited storage supplies (n=4), and fewer economic resources (n=2).

Next steps

- Round 3 survey (Summer/Fall, 2021)
- Surveys: Longitudinal analysis of changes in responses over time (vaccine acceptance, coping, perceived risks, etc)
- Round 2 survey follow-up KIIs: context
- Continue provider and Leader KIIs

Funding: NSF RAPID Arctic Social Sciences Program

Dedication and Quyanas: To the people who have lost their lives, to the families they leave behind, to the people living through this pandemic without adequate resources, and to those who share their stories with us.